




FULL PERSIAN 6 IN 1

Full Persian 6 in 1 is an easy weave to master, and can be used to make all kinds of jewelry. It also only requires 1 ring size.

The first step is to put 4 rings (gold) onto two rings (red). Then arrange them like the picture.




Then put two rings (red) through the rings (blue) you just added. Make sure to put them on the outside of the rings that are the same orientation.



Keep on repeating the process until you get the length you want! It might look something like this.


**STEP
01**



**STEP
02**

The second step is to connect two rings (red), to the 4 rings parallel to each other (blue). There are two images so you can get a good idea of what it should look like.

**STEP
03**



**STEP
04**

Repeat what you did in step 2 by putting two rings (red) through 4 other rings (blue).

**STEP
05**

